



DURHAM REGIONAL POLICE SERVICE

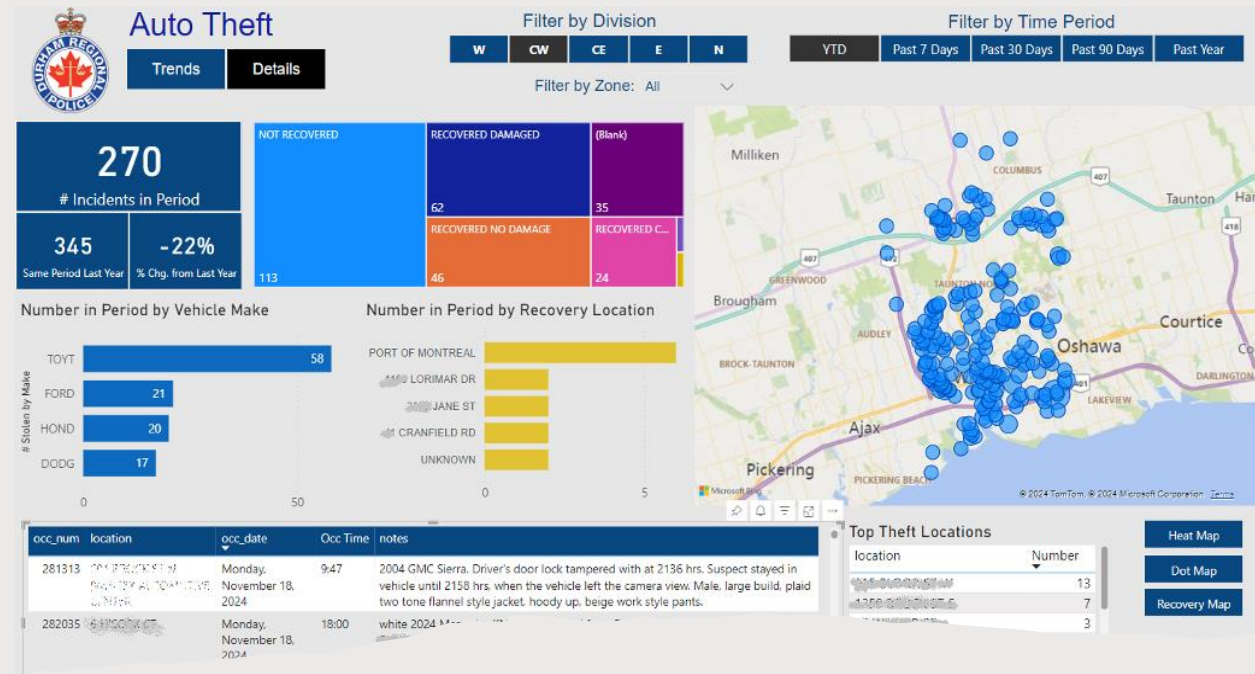
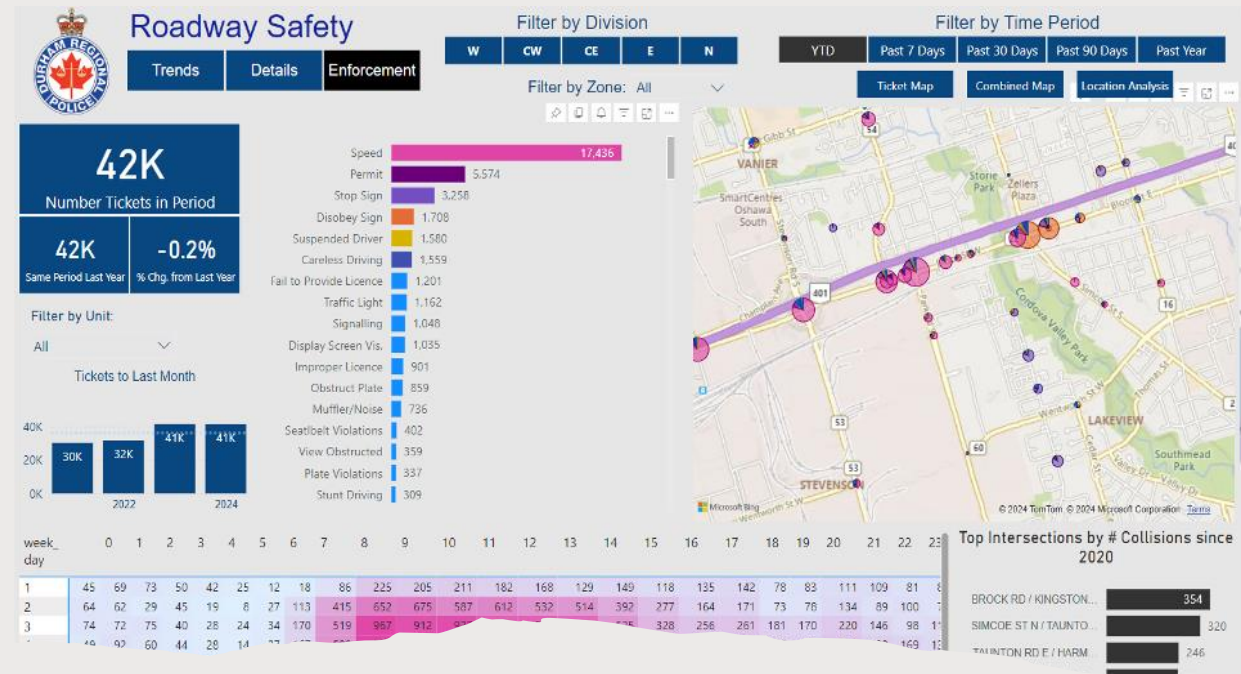
Evidence Informed Public Safety

December 17, 2024

Overview

- Data Informed Policing
- Open Data
- Research & Evaluation
- Education & Training



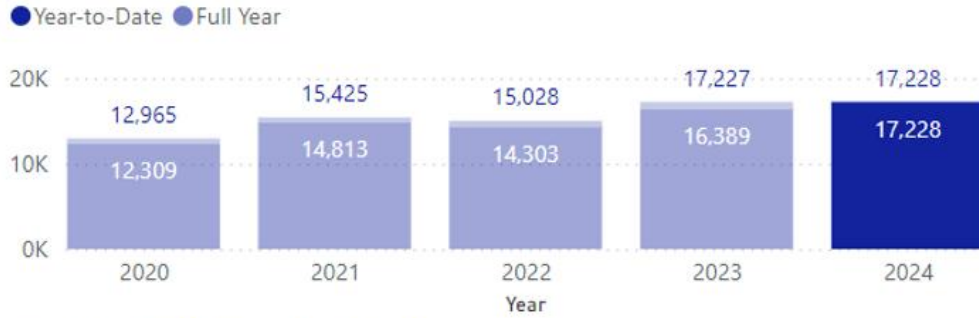


Data Informed Policing

Brad Carter

- Information focused on supporting operational deployment
- One-stop location for information related to:
 - Calls for service
 - Crime and disorder events
 - Roadway safety

Calls for Service Year-to-Date and Full Year



17K
Calls YTD

+ 901
Year-Over-Year Diff.

Five Year Call Trend by Month



Crime and Violent Crime Severity Year-to-Date



Calls by hour of week

DOW	0	1	2	3	4	5	6	7	8	9	10	11	12	13	14	15	16	17	18	19	20	21
Mon	46	44	39	24	31	36	54	131	198	169	142	182	178	176	188	131	143	123	130	131	69	6
Tue	45	49	41	36	27	31	54	117	221	222	200	193	221	235	206	189	172	131	121	81	60	5
Wed	43	41	30	31	25	26	39	168	244	218	213	193	192	225	227	204	153	147	163	142	65	7
Thu	33	42	56	32	21	30	53	142	230	216	226	218	235	214	226	159	165	141	157	153	83	4
Fri	54	31	35	24	22	19	52	124	148	227	225	231	220	222	174	179	155	156	169	169	110	8
Sat	56	50	31	22	23	26	23	69	65	97	99	114	118	114	78	88	100	74	67	66	71	5
Sun	51	62	46	45	18	21	29	81	45	51	66	66	47	62	57	57	82	60	79	70	67	5

Patrol Presence by hour of week

DOW	0	1	2	3	4	5	6	7	8	9	10	11	12	13	14	15	16	17	18	19	2
Mon	356	333	322	306	242	233	212	229	339	412	396	369	374	391	424	409	406	416	307	228	3
Tue	327	338	336	321	259	246	236	232	361	436	445	404	405	421	413	437	462	422	337	254	3
Wed	357	358	346	315	253	250	231	248	365	430	431	419	405	420	422	456	468	464	348	264	3
Thu	356	347	351	316	263	261	231	251	321	421	409	402	394	394	415	414	449	434	316	246	3
Fri	367	332	349	311	251	253	230	235	329	390	362	349	356	369	411	408	439	433	339	239	2
Sat	367	377	329	301	243	248	209	189	277	316	314	305	286	288	302	337	381	300	239	239	2
Sun	320	361	290	278	241	234	203	192	260	292	288	292	311	293	288	310	340	239	239	239	2

Data Informed Policing

Crime Hot Spots

- Violent Crime Hot Spots
 - Crime Severity
 - Calls
 - Patrol Efforts

Predictive Staffing Analysis

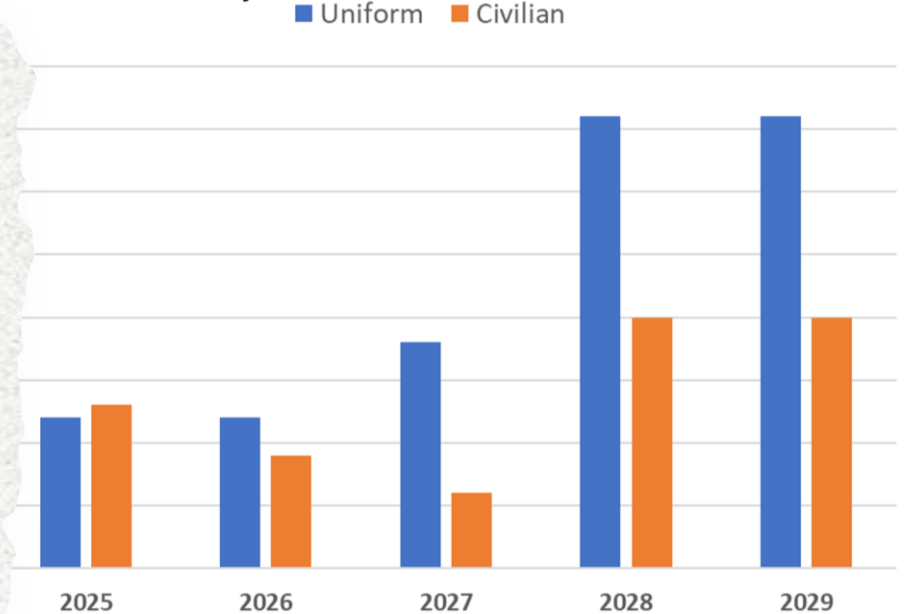
Xuchen Zong & Mari Pullman

Phase 1 - Machine learning to identify staffing levels

Phase 2 - Forecasting levels of attrition and movement within the organization



Retirements Projected to Occur within the Next 5 Years within DRPS





Durham Regional Police Data Portal

Increase trust and legitimacy in the community

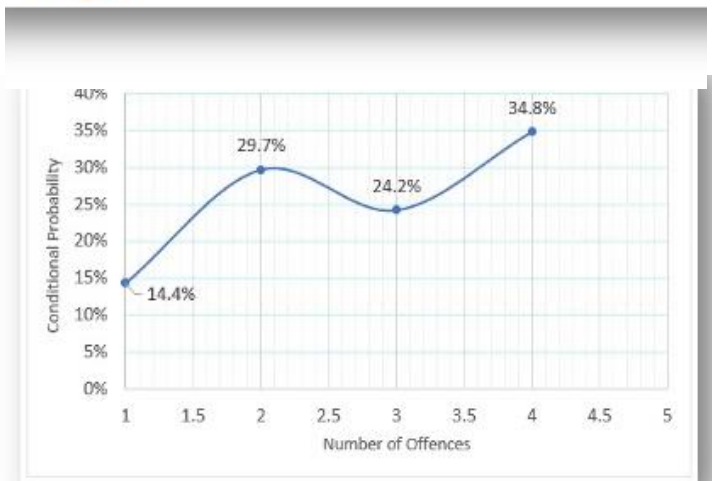
Search for data, dashboards, maps and reports...

Building Trust, Partnerships, & Modernization

- Improve the understanding of policing, ensure transparency and enhance confidence through the creation and use of open data for community safety.

Research and Evaluation

- Automatic Licence Plate Recognition (ALPR) – Dr. Dallas Bouckley & Dr. Amanda Couture-Carron
- Collaborative Support for Missing Persons – Dr. Dallas Bouckley
- Trends within Intimate Partner Violence Perpetration – Mari Pullman



Research and Evaluation

- Women in Policing – Dr. Vidal Chavannes & Dr. Amanda Couture-Carron
- Beyond the Call: Officer Involvement in Community Engagement – Dr. Vidal Chavannes & Dr. Amanda Couture-Carron
- Body-Worn Camera Evaluation – Dr. Dallas Bouckley & Mari Pullman
- Healthy Apples Evaluation – Dr. Rose Ricciardelli & Meagan Patterson



The Local & National Stage

- Micro Research Workshop – Dr. Noni MacDonald and Dr. Rose Ricciardelli
- Building Bridges DRPS –One of Two Founding Partners With CANSEBP
- CAPG – National Governance Summit - Dr. Dallas Bouckley





QUESTIONS